

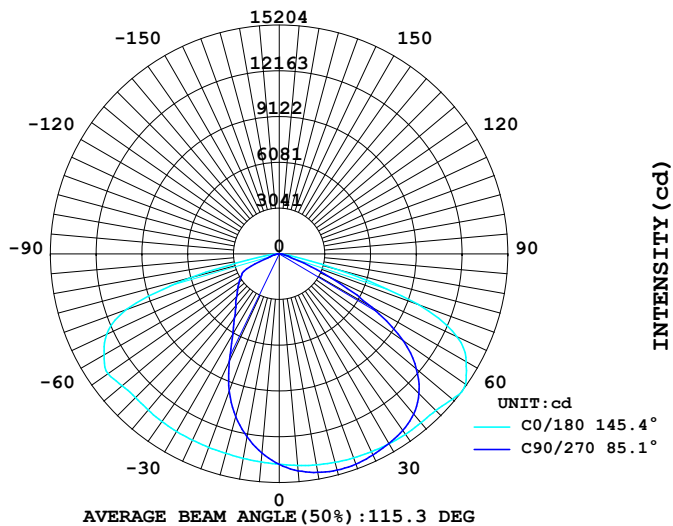
LUMINAIRE PHOTOMETRIC TEST REPORT

Report number:

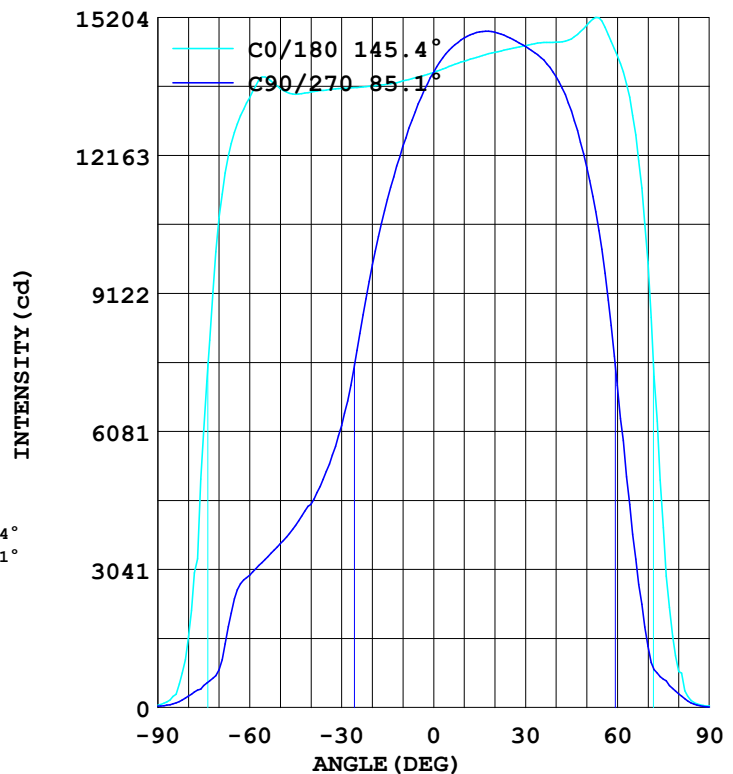
MANUFACTURER: ILUMEN GMBH	Address:	
NAME: Klose	TYPE: IL-FL19-N30040-TY2	WEIGHT:
SPECIFICATION: 2835LED、4000K、type2	DIMENSION:	SERIAL No.:

DATA OF LAMP		Imax(cd)	16150	S/MH (C0/180)	1.50
MODEL		EFFICIENCY (%)	100.0	S/MH (C90/270)	0.83
NOMINAL POWER(W)	300	TOTAL FLUX(lm)	45166	Voltage(V)	230.3
RATED VOLTAGE (V)	230	EFFICIENCY (lm/W)	150.2	Current(A)	1.322
NOMINAL FLUX(lm)	45165.8	η up (%)	0.0	Power(W)	300.7
LAMPS QUANTITY	1	η down (%)	100.0	Power Factor (PF)	0.987
TEST VOLTAGE (V)	230.4	Effective Flux(lm)	45165.8	EEI	0.100

LUMINOUS INTENSITY DISTRIBUTION



LUMINOUS INTENSITY DISTRIBUTION



Test System:
 Temperature: 25.3 DEG
 Operators:
 Test Date: 2024.11.18

Test Set: 5.0 deg/s C-Gamma (TYPE C)
 Humidity: 65.0%
 Test Distance: 10.000 m
 Remarks:

Color Temperature Data List

Report number:

MANUFACTURER: ILUMEN GMBH	Address:	
NAME: Klose	TYPE: IL-FL19-N30040-TY2	WEIGHT:
SPECIFICATION: 2835LED、4000K、type2	DIMENSION:	SERIAL No.:

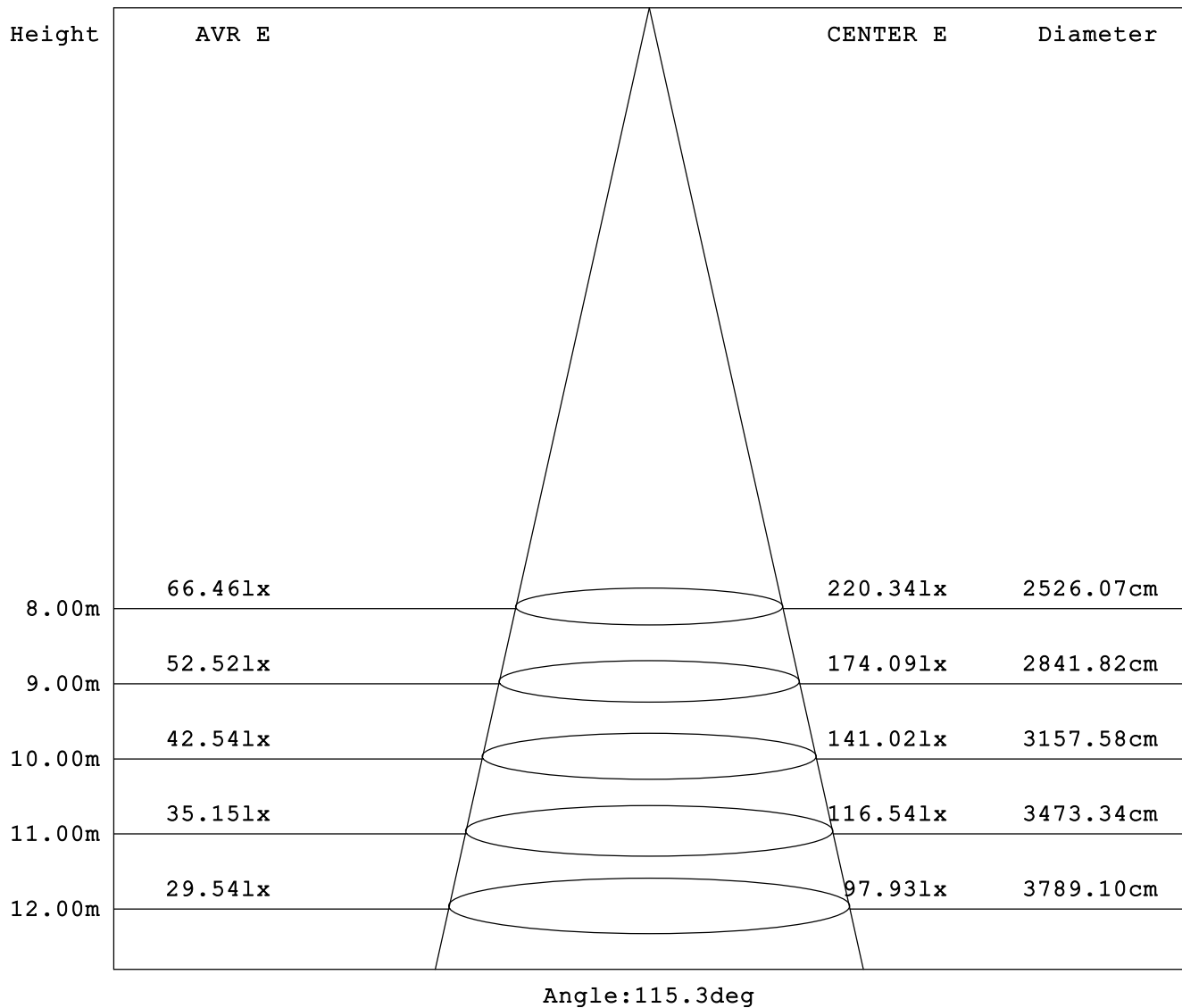
Test System:
Temperature: 25.3DEG
Operators:
Test Date: 2024.11.18

Test Set: 5.0deg/s C-Gamma (TYPE C)
Humidity: 65.0%
Test Distance: 10.000 m
Remarks:

AVERAGE AND CENTER E Figure

Report number:

MANUFACTURER: ILUMEN GMBH	Address:	
NAME: Klose	TYPE:IL-FL19-N30040-TY2	WEIGHT:
SPECIFICATION:2835LED、4000K、type2	DIMENSION:	SERIAL No.:



Test System:
Temperature:25.3DEG
Operators:
Test Date:2024.11.18

Test Set: 5.0deg/s C-Gamma (TYPE C)
Humidity:65.0%
Test Distance:10.000 m
Remarks:

ZONAL FLUX DIAGRAM

Report number:

MANUFACTURER: ILUMEN GMBH	Address:	
NAME: Klose	TYPE: IL-FL19-N30040-TY2	WEIGHT:
SPECIFICATION: 2835LED、4000K、type2	DIMENSION:	SERIAL No.:

γ	C0	C45	C90	C135	C180	C225	C270	C315	γ	Zone	total
5.0	1389	1343	1329	1362	1412	1446	1447	1426	0- 5	333.9	333.9
10.0	1380	1278	1236	1315	1424	1480	1475	1442	5- 10	991.7	1326
15.0	1373	1206	1119	1257	1434	1502	1488	1451	10- 15	1621	2946
20.0	1369	1130	974.6	1192	1443	1516	1487	1453	15- 20	2204	5150
25.0	1366	1040	786.7	1113	1451	1523	1475	1448	20- 25	2720	7870
30.0	1364	930.2	620.7	1011	1458	1521	1456	1439	25- 30	3155	11025
35.0	1360	796.9	520.0	877.9	1464	1515	1432	1426	30- 35	3518	14543
40.0	1356	635.9	447.3	709.3	1466	1506	1390	1413	35- 40	3826	18368
45.0	1351	502.2	401.1	544.3	1473	1491	1314	1396	40- 45	4071	22439
50.0	1363	412.5	361.0	423.3	1503	1462	1189	1368	45- 50	4251	26690
55.0	1389	346.8	326.3	342.6	1512	1415	1009	1321	50- 55	4342	31032
60.0	1344	290.4	291.7	277.9	1436	1302	709.7	1227	55- 60	4226	35258
65.0	1267	240.3	239.6	224.2	1304	1080	381.9	1036	60- 65	3809	39067
70.0	1080	192.5	83.10	159.7	980.9	704.1	134.8	718.8	65- 70	3080	42147
75.0	608.1	100.8	48.32	50.58	395.6	200.8	62.07	277.0	70- 75	1953	44100
80.0	152.0	27.25	25.07	17.48	79.35	36.57	30.11	57.90	75- 80	822.5	44923
85.0	24.50	8.814	7.877	4.884	10.98	11.67	7.319	20.82	80- 85	206.1	45129
90.0	5.266	2.608	2.862	2.581	3.887	3.343	1.317	4.833	85- 90	36.86	45166
95.0									90- 95		
100.0									95-100		
105.0									100-105		
110.0									105-110		
115.0									110-115		
120.0									115-120		
125.0									120-125		
130.0									125-130		
135.0									130-135		
140.0									135-140		
145.0									140-145		
150.0									145-150		
155.0									150-155		
160.0									155-160		
165.0									160-165		
170.0									165-170		
175.0									170-175		
180.0									175-180		
DEG	LUMINOUS INTENSITY:×10cd									UNIT:lm	

Test System:
 Temperature:25.3DEG
 Operators:
 Test Date:2024.11.18

Test Set: 5.0deg/s C-Gamma (TYPE C)
 Humidity:65.0%
 Test Distance:10.000 m
 Remarks:

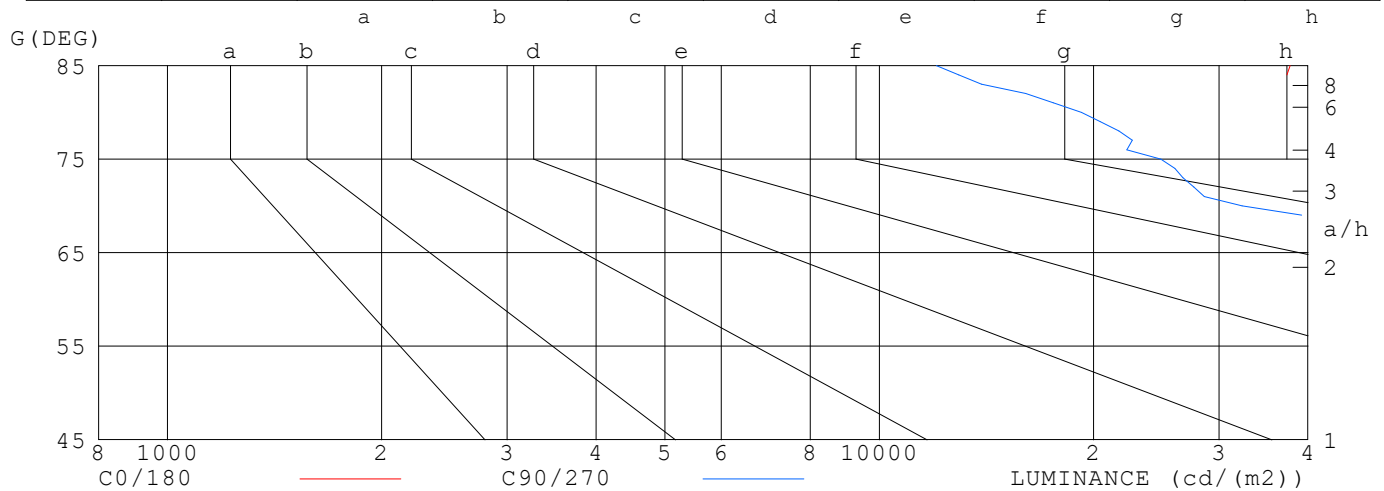
LUMINANCE LIMITATION CURVES

Report number:

MANUFACTURER: ILUMEN GMBH	Address:	
NAME: Klose	TYPE: IL-FL19-N30040-TY2	WEIGHT:
SPECIFICATION: 2835LED、4000K、type2	DIMENSION:	SERIAL No.:

LUMINANCE LIMITATION CURVES

GLARE	CLASS	ILLUMINANCE (lx)							
1.15	A	2000	1000	500	<=300				
1.50	B		2000	1000	500	<=300			
1.85	C			2000	1000	500	<=300		
2.20	D				2000	1000	500	<=300	
2.55	E					2000	1000	500	<=300



LUMINANCE cd/(m2)		
G (DEG)	C0/180	C90/270
85	37785	12028
80	117651	19217
75	315805	24849
70	424192	32335
65	402872	75475
60	361212	77654
55	325472	75727
50	285068	74741
45	256779	75508

Test System:
 Temperature: 25.3 DEG
 Operators:
 Test Date: 2024.11.18

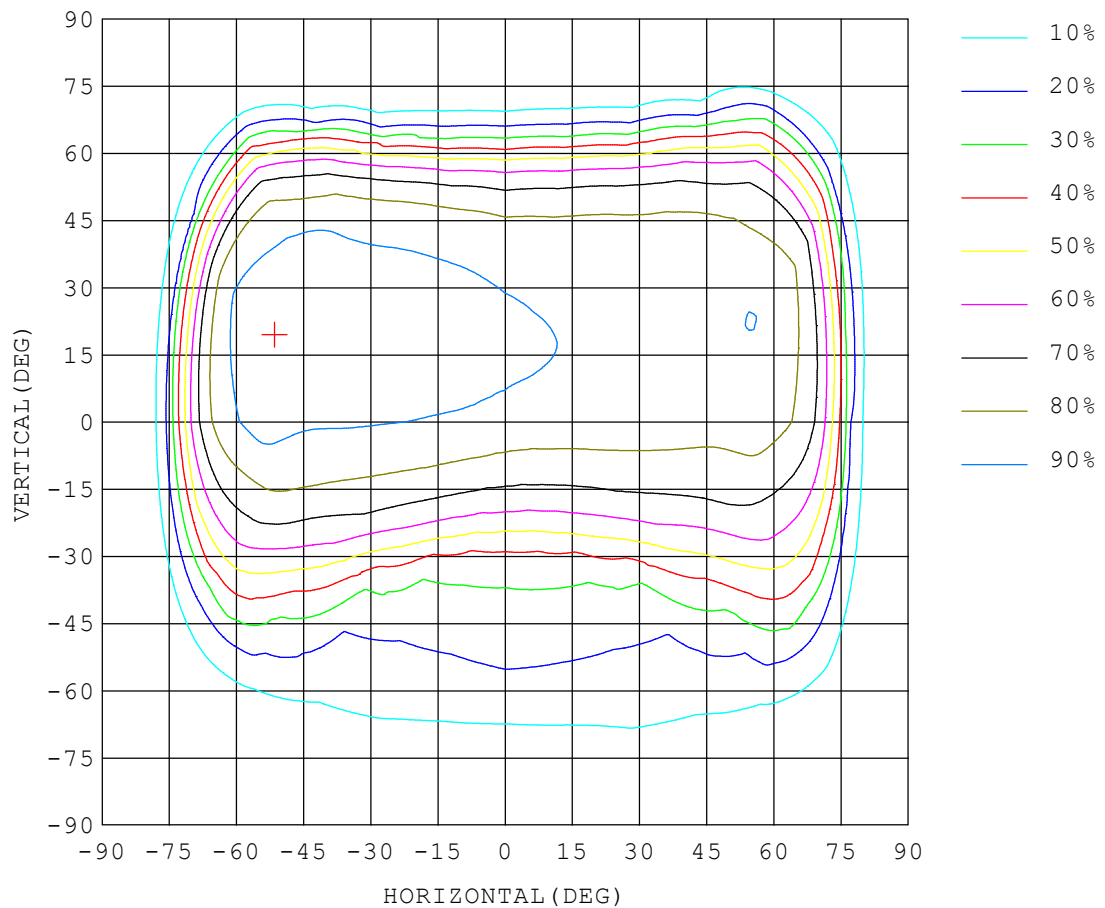
Test Set: 5.0 deg/s C-Gamma (TYPE C)
 Humidity: 65.0%
 Test Distance: 10.000 m
 Remarks:

ISOCANDELA DIAGRAM

Report number:

MANUFACTURER: ILUMEN GMBH	Address:	
NAME: Klose	TYPE: IL-FL19-N30040-TY2	WEIGHT:
SPECIFICATION: 2835LED、4000K、type2	DIMENSION:	SERIAL No.:

UNIT: cd



Test System:
Temperature: 25.3 DEG
Operators:
Test Date: 2024.11.18

Test Set: 5.0 deg/s C-Gamma (TYPE C)
Humidity: 65.0%
Test Distance: 10.000 m
Remarks: